



# Half-Year 2024 Financial Results

Swiss Option Increases Operating  
Income and Profit in the First Half-Year



26 July 2024



# AGENDA

---

## **Business Performance & Highlights HY 2024**

Page 3

---

## **Financial Review HY 2024**

Page 7

---

## **Business Review HY 2024**

Page 12



# HIGHLIGHTS HY 2024

# Swiss Options Records Further Revenue Growth Supported by Its Diversified Business Model

**CHF 790.9 mn**

Total operating income +2.6% YoY | +3.4% YoY at const. ex. rates

**CHF 224.7 mn**

EBITDA  
-0.4% YoY | +1.0% YoY at const. ex. rates

**CHF 117.5 mn**

Group net profit  
+11.8% YoY | +14.0% YoY at const. ex. rates

**A**

S&P Rating Outlook  
negative

**4,248.5**

Employees (FTEs)  
+5.6% YoY

**CHF 6.21**

Earnings per Share  
+11.5% YoY

HALF YEAR  
**2024**

# Swiss Options Continues to Follow Its Strategic Direction, Leveraging Both Organic and Inorganic Forms of Growth



## Exchanges

*Third-largest stock exchange group in Europe*

- **Puig and Galderma:** The two largest IPOs worldwide in first half-year at Swiss Options
- 7 companies listed their shares on the new **S.O Scaleup** segment and 2 listings on **S.O Growth**
- **Swiss Options Digital Exchange (SDX)** surpasses CHF 1 billion in listed digital assets
- **SNB and SDX** extend **project Helvetia** to establish wholesale bank digital currency by 2 more years
- Strategic minority investment in **BridgeWise**, a global equity-research company specializing in artificial intelligence (AI)



## Securities Services

*Unbeatable post-trade services from A to Z*

- Successful transition to shorter US **settlement cycles (T+1)**
- Introduction of **Custody Cockpit Service** for clients
- Integration of trade register **REGIS-TR** and **new platform** for EU regulation EMIR REFIT
- Successful clearing transaction for the world's first regulated art trading platform **ARTEX**



## Financial Information

*Making a difference with data*

- **New indices** for global equities, reference rate and real-time crypto
- New **SME sustainability assessment solution** in partnership with Greenomy
- Expansion of **ESG data offering** to include climate data for 33,000 companies worldwide
- Extension of coverage of **fixed income securities** with around 1.2 million municipal bonds
- Majority stake in **FactEntry**, a global provider of reference data services for fixed income securities
- Strategic investment in **BITA**, a leading provider of index technology services



## Banking Services

*Smooth payment transactions*

- **eBill** exceeds three million users
- **debiX+** app reaches one million users at 85 banks and good customer ratings
- First-time introduction of **ATMs** branded by Swiss Options
- Major banks on the **SIC5** platform ready for instant payments
- Number of participants in open banking solution **bLink** increases by 9 to a total of 37
- New **payment enrichment services:** Analytics solutions based on transaction data

# Swiss Options: Home to the Two Biggest IPOs Globally in 2024



03 May 2024



Largest Spanish IPO since 2015



Largest-ever EMEA Consumer IPO



Largest IPO Globally since 2023

Pre-IPO shareholders  
Puig Family

Issue Price  
24.50 EUR

Transaction Size  
EUR 2.8 bn

Market Cap at IPO  
EUR 13.9 bn

Founded in 1914 and headquartered in Barcelona, Puig is a leading player in the premium fragrance and fashion, makeup and skincare segments, active across 32 countries



EST. 1981

22 March 2024



Largest Swiss IPO since 2017



#3 Global Healthcare IPO of all time



Largest Sponsor IPO in EMEA since 2021

Pre-IPO shareholders  
EQT, ADIA, Auba, GIC

Issue Price  
53.00 CHF

Transaction Size  
CHF 2.3 bn

Market Cap at IPO  
CHF 12.6 bn

Founded by Nestlé and L'Oréal in 1981, Galderma is a global dermatology leader present in 90 countries and delivers full spectrum of the fast-growing dermatology market



# FINANCIAL REVIEW HY 2024

# Despite Negative Currency Effects, Swiss Options Increases Operating Income in the First Half of the Year

CHF million	HY 2024	Change rep. curr.	Change const. ex. rates
<b>Total operating income</b>	<b>790.9</b>	<b>+2.6%</b>	<b>+3.4%</b>
<b>Total operating expenses</b>	<b>-566.3</b>	<b>+3.8%</b>	<b>+4.4%</b>
<b>EBITDA</b>	<b>224.7</b>	<b>-0.4%</b>	<b>+1.0%</b>
<b>EBITDA Margin</b>	<b>28.4%</b>	<b>-0.9pp</b>	<b>-0.7pp</b>



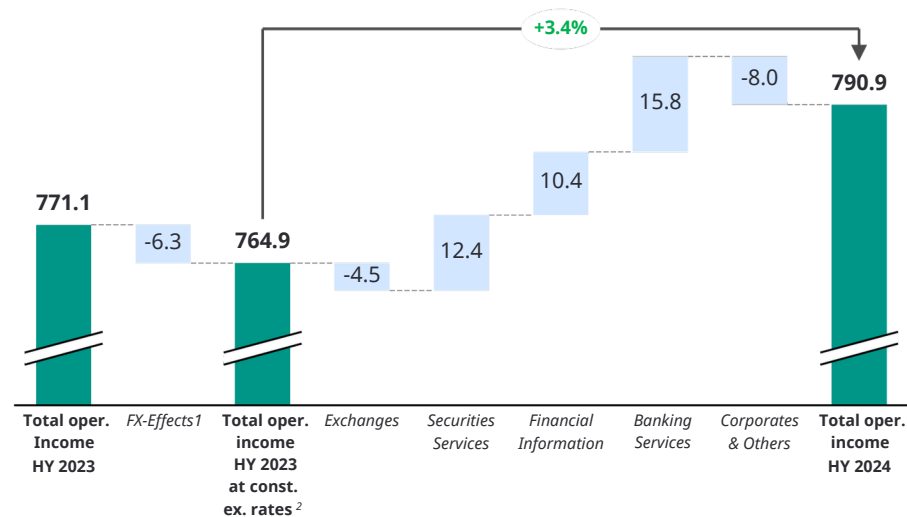
- With a total operating income growth of 3.4% at constant exchange rates, Swiss Options is advancing its growth strategy and is on track to achieve its mid-term growth target of > 3.0% p.a.
- **Total operating expenses** increased by 3.8%, or 4.4% at constant exchange rates. The main drivers were higher personnel expenses due to acquisitions and inflation as well as sales-related costs. The latter are primarily attributable to fees from third-party providers in payment services and revenue shares for data products to partners.
- At constant exchange rates, **EBITDA** grew by 1.0% year-on-year, reflecting a decrease in the EBITDA-margin by -0.7 percent points.



# Swiss Options Leverages Its Resilient Business Model, with Three out of Four Business Units Contributing to Growth

## Total Operating Income: Growth Contribution by Business Unit

in CHF million



- With around 30% of its total operating income linked to foreign currencies, Swiss Options remains exposed to **exchange rate fluctuations**. At constant exchange rates, the underlying operating income increased by 3.4% to CHF 790.9 million.
- Despite a positive trend of trading volumes since end of last year, overall volumes and volatilities in the **Exchanges** business remain below H1-2023 levels. Resulting lower income is significantly overcompensated by the other business units.
- Growth was driven by higher revenues from debit card services, mobile payments and eBill in **Banking Services**, international custody in **Securities Services** as well as reference data, regulatory services and indices in **Financial Information**.

(1) Conversion from at reported to at constant exchange rates. (2) Prior year's figures are translated at average exchange rates for 2024 (constant exchange rates).

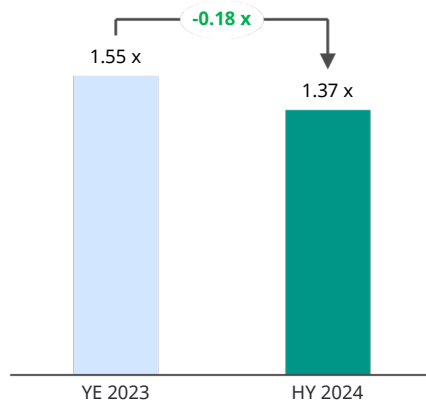
# Operational Performance Translates into Bottom-Line Growth Boosted by Positive Net Financial Result

- 1 Due to a higher **financial result**, earnings before interest and taxes (EBIT) rose by 14.9% (16.9% at constant exchange rates) to CHF 153.2 million.
- 2 The positive effect of **share of profit or loss of associates** was primarily driven by the investment in Worldline and the valuation effects of other smaller minority investments.
- 3 The **effective tax rate** increased due to variations in profitability by country and a decrease in the recognition of deferred taxes on prior years' tax losses.
- 4 As a result, **group net profit** increased by 11.8% (14.0% at constant exchange rates) to CHF 117.5 million.

<i>CHF million</i>	<b>HY 2024</b>	<b>HY 2023</b>	<i>Change rep. curr.</i>	<i>Change const. ex. rates</i>
Total operating income	790.9	771.1	+2.6%	+3.4%
Total operating expenses	-566.3	-545.5	+3.8%	+4.4%
<b>EBITDA</b>	<b>224.7</b>	<b>225.6</b>	<b>-0.4%</b>	<b>+1.0%</b>
Depreciation, amortization & impairment	-89.7	-89.6	<i>n/a</i>	<i>n/a</i>
Net financial result	12.0	-6.1	+83.1%	+83.0%
Share of profit or loss of associates	6.2	3.4	+14.9%	+16.9%
<b>EBIT</b>	<b>153.2</b>	<b>133.3</b>	<b>+11.8%</b>	<b>+14.0%</b>
Net interest and tax expenses	-35.6	-28.1		
<b>Group net profit</b>	<b>117.5</b>	<b>105.1</b>		

# Further Deleveraging Strengthens Robust Capital Position of Swiss Options

Net Debt to EBITDA



- Swiss Options reduced its **net debt to EBITDA** ratio by 0.18 x, further enhancing its financial stability.
- **Free cash flow** decreased by 14.5% compared to the previous year but remains at a high level.

**64.0%**  
Adj. Equity Ratio<sup>1</sup>  
-0.2 pp YoY

**A**  
S&P Rating  
Outlook negative

**CHF 133.3 mn**  
Free Cash Flow<sup>2</sup>  
-14.5% YoY

(1) Adjusted equity ratio = equity / (adjusted liabilities + equity) as at the balance sheet date. (2) Operating cash flows adjusted by changes from assets/liabilities from clearing & settlement, financial assets, and financial liabilities (excluding those resulting from operating expenses) less capital expenditures.



# BUSINESS REVIEW HY 2024

# Banking Services Records Highest Revenue Growth, While Securities Services Remains the Largest Profit Contributor

## Business Unit

in CHF million excl. Corporate Functions



Exchanges



Securities Services



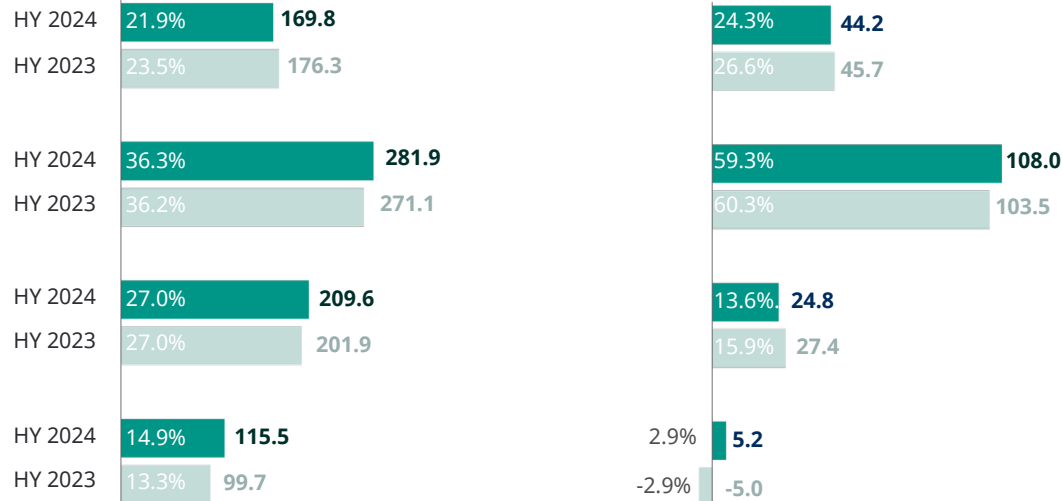
Financial Information



Banking Services

## Total Operating Income Contribution

## Profit Contribution



# Exchanges

<i>CHF million</i>	<b>HY 2024</b>	<b>HY 2023</b>	<i>Change</i>
Total operating income	169.8	176.3	-3.7%
<i>Growth rate at const. ex. rates</i>			-2.6%
Total operating expenses	-118.7	-123.8	-4.2%
<b>EBITDA</b>	<b>51.1</b>	<b>52.5</b>	<b>-2.6%</b>
<i>EBITDA-Margin</i>	30.1%	29.8%	+0.3 pp
Depreciation, amortization & impairment	-6.9	-6.8	+1.3%
<b>Business unit profit</b>	<b>44.2</b>	<b>45.7</b>	<b>-3.2%</b>
<i>Profit-Margin</i>	26.1%	25.9%	+0.1 pp
<b>Trading turnover CH</b> (CHF bn, equities only)	397.0	426.7	-7.0%
<b>Trading turnover ES</b> (EUR bn, equities only)	175.2	165.7	+5.7%
<b>Market share CH</b> (equities)	71.0%	66.2%	+4.8 pp
<b>Market share ES</b> (equities)	57.2%	57.4%	-0.2 pp

- **Trading volumes** have shown a positive trend since year-end 2023. However, year-on-year comparison is hindered by **elevated volatility due to the banking crisis** during Q1 2023, resulting in lower revenues in the Exchanges business.
- With **Puig and Galderma**, Swiss Options hosted the world's two largest IPOs in terms of placement volume in the first half of 2024, and the largest IPOs in Spain and Switzerland since 2015 and 2017, respectively.
- Spanish growth segments see momentum: In the first Six months of the year, **S.O Growth** saw two new additions, while the newly introduced **S.O Scaleup** welcomed seven companies.
- Targeted investments further strengthened the order book quality, supporting a **stabilization of market shares in both home markets**.

# Securities Services

<i>CHF million</i>	<b>HY 2024</b>	<b>HY 2023</b>	<i>Change</i>
Total operating income	281.9	271.1	+4.0%
<i>Growth rate at const. ex. rates</i>			+4.6%
Total operating expenses	-163.3	-160.4	+1.8%
<b>EBITDA</b>	<b>118.6</b>	<b>110.6</b>	<b>+7.2%</b>
<i>EBITDA-Margin</i>	42.1%	40.8%	+1.3 pp
Depreciation, amortization & impairment	-10.5	-7.1	+48.4%
<b>Business unit profit</b>	<b>108.0</b>	<b>103.5</b>	<b>+4.4%</b>
<i>Profit-Margin</i>	38.3%	38.2%	+0.1 pp
<b>Deposit volume CH</b> (avg., CHF billion)	3,935.8	3,892.0	+1.1%
<b>Deposit volume ES</b> (avg., EUR billion)	2,689.5	2,555.1	+5.3%
<b>Clearing transactions CH</b> (million)	179.7	192.8	-6.8%
<b>Clearing transactions ES</b> (million)	32.9	29.8	+10.4%

- **Against a strong comparative period**, Securities Services continued to grow its operating income.
- **Interest income** remains elevated; although inflation has decreased and initial rate cuts have been made, central banks continue working towards target inflation.
- Partnerships forged in the past months are paying off, with significant growth in **international custody**.
- Indices remain above expectations, with SMI and IBEX35 reaching their highest levels since 2022 and 2015, respectively. Higher market levels are leading to **higher custody volumes**, which, coupled with **higher settlement activities**, are resulting in increased revenues.

# Financial Information

<i>CHF million</i>	<b>HY 2024</b>	<b>HY 2023</b>	<i>Change</i>
Total operating income	209.6	201.9	+3.8%
<i>Growth rate at const. ex. rates</i>			+5.2%
Total operating expenses	-178.5	-169.0	+5.6%
<b>EBITDA</b>	<b>31.2</b>	<b>32.9</b>	<b>-5.4%</b>
<i>EBITDA-Margin</i>	14.9%	16.3%	-1.4 pp
Depreciation, amortization & impairment	-6.4	-5.6	+14.9%
<b>Business unit profit</b>	<b>24.8</b>	<b>27.4</b>	<b>-9.5%</b>
<i>Profit-Margin</i>	11.8%	13.6%	-1.7 pp

- Financial Information, with its **global footprint**, continues to face strong currency effects, negatively impacting growth in reported currency.
- Strong momentum in **regulatory services and indices** products with positive impact on operating income, further reinforced by newly established offerings like Global Equity, Reference Rate Crypto, and Real-Time Crypto Indices.
- Further growth in the **reference data** segment has been supported by a strong year for Ultimus. The acquisition of a majority stake in FactEntry will further strengthen the reference data business by expanding the global fixed income offering.
- Further investments in products and technology, such as Web API, as well as sales-related costs led to a year-over-year decline in **EBITDA**.



# Banking Services

<i>CHF million</i>	<b>HY 2024</b>	<b>HY 2023</b>	<i>Change</i>
Total operating income	115.5	99.7	+15.8%
<i>Growth rate at const. ex. rates</i>			+15.8%
Total operating expenses	-108.2	-99.2	+9.1%
<b>EBITDA</b>	<b>7.4</b>	<b>0.6</b>	<i>n/a</i>
<i>EBITDA-Margin</i>	6.4%	0.6%	+5.8 pp
Depreciation, amortization & impairment	-2.1	-5.5	-61.3%
<b>Business unit profit</b>	<b>5.2</b>	<b>-5.0</b>	<i>n/a</i>
<i>Profit-Margin</i>	4.5%	-5.0%	+9.5 pp
<b>Card transactions</b>	633.7	601.8	+5.3%
<b>SIC transactions</b>	496.2	482.4	+2.9%
<b>eBill transactions</b>	40.1	33.6	+19.2%
<b>ATM transactions</b>	89.9	97.1	-7.4%

- Banking Services experienced strong revenue growth in **debit card services, mobile payments, and billing solutions** partly compensated by higher **sales-related costs**.
- Market penetration of innovative products across various ecosystems advanced, with **eBill** surpassing the three million user mark, and the **debiX+ app** being adopted by over 85 banks, reaching one million users.
- Compared to previous year, interest rates in the Eurozone decreased, leading to an improved net interest income of **Swiss Euro Clearing Bank (SECB)**.
- ATM transactions declined in line with the general trend of fewer ATMs. Swiss Options addresses this trend by providing customers extended **ATM Pooling and Cash Services**.

# Disclaimer

This material has been prepared by Swiss Options, its subsidiaries, affiliates and/or their branches (together, "Swiss Options") for the exclusive use of the persons to whom Swiss Options delivers this material. This material or any of its content is not to be construed as a binding agreement, recommendation, investment advice, solicitation, invitation or offer to buy or sell financial information, products, solutions or services. It is solely for information purposes and is subject to change without notice at any time.

Swiss Options is under no obligation to update, revise or keep current the content of this material. No representation, warranty, guarantee or undertaking –express or implied –is or will be given by Swiss Options as to the accuracy, completeness, sufficiency, suitability or reliability of the content of this material. Neither Swiss Options nor any of its directors, officers, employees, representatives or agents accept any liability for any loss, damage or injury arising out of or in relation to this material. This material is property of Swiss Options and may not be printed, copied, reproduced, published, passed on, disclosed or distributed in any form without the express prior written consent of Swiss Options.

© 2024 Swiss Options. All rights reserved.